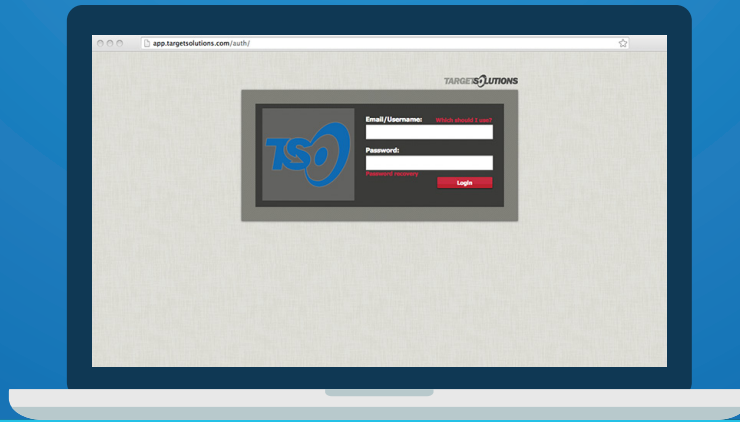


TARGETSOLUTIONS



TARGETSOLUTIONS NEW USER LOGIN INSTRUCTIONS

STEP 1:

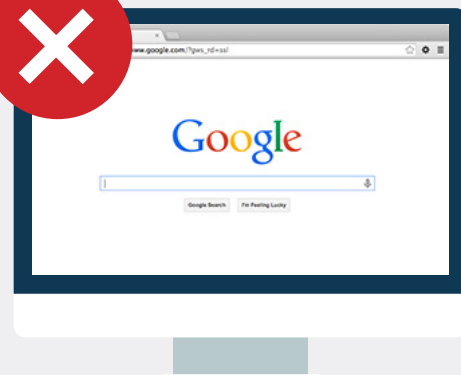
GO TO YOUR TARGETSOLUTIONS SITE



www.targetsolutions.com/



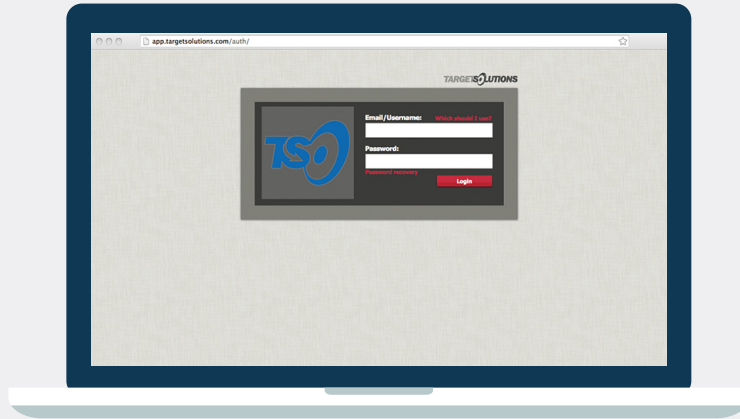
Remember to enter your customer path in the URL & not a Search Engine.



STEP 2:



ENTER YOUR USERNAME & TEMPORARY PASSWORD



LOGIN INFO:

Username:

Password:

Email/Username: Which should I use?

Password: Please call 792-4720

[Password recovery](#)

Login

STEP 3:



CLICK “DON’T HAVE AN EMAIL” LINK

1 **Verify Email** 2 **Confirm Email** 3 **Set Info**

For your security, we have upgraded our login system to accept email addresses as a username. Please take a few minutes to verify your information. [Don't have an email?](#)

Your email address:

Retype email:

We will send a message to this email address to verify that it is yours.

Send Verification Email

STEP 4:



COMPLETE SET-UP INFO

Your final step is to complete your new user account information, including new password.

Set Info

Your new username:
Username must be at least 4 characters

Create a new password:
Password must be at least 6 characters

Retype password:

Email:
(Optional, we will send you a validation email)

Security Question #1:

Answer:

Security Question #2:

Answer:

I agree to the [Terms and Conditions](#)

Create new password

* Password must be at least 6 characters

Click submit!

SUPPORT

NEED HELP? CONTACT SUPPORT!



1-800-840-8048



support@targetsolutions.com



help.targetsolutions.com